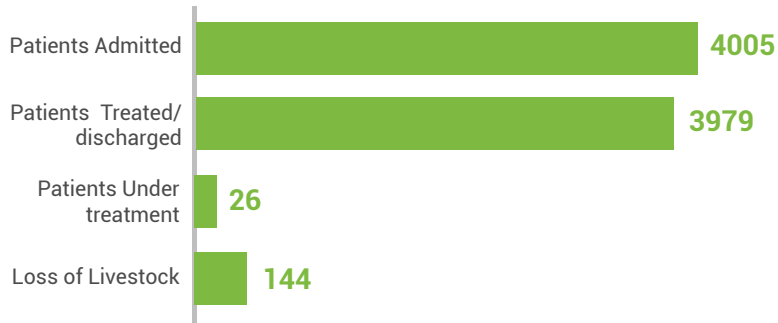


Progress on Heatwave Response

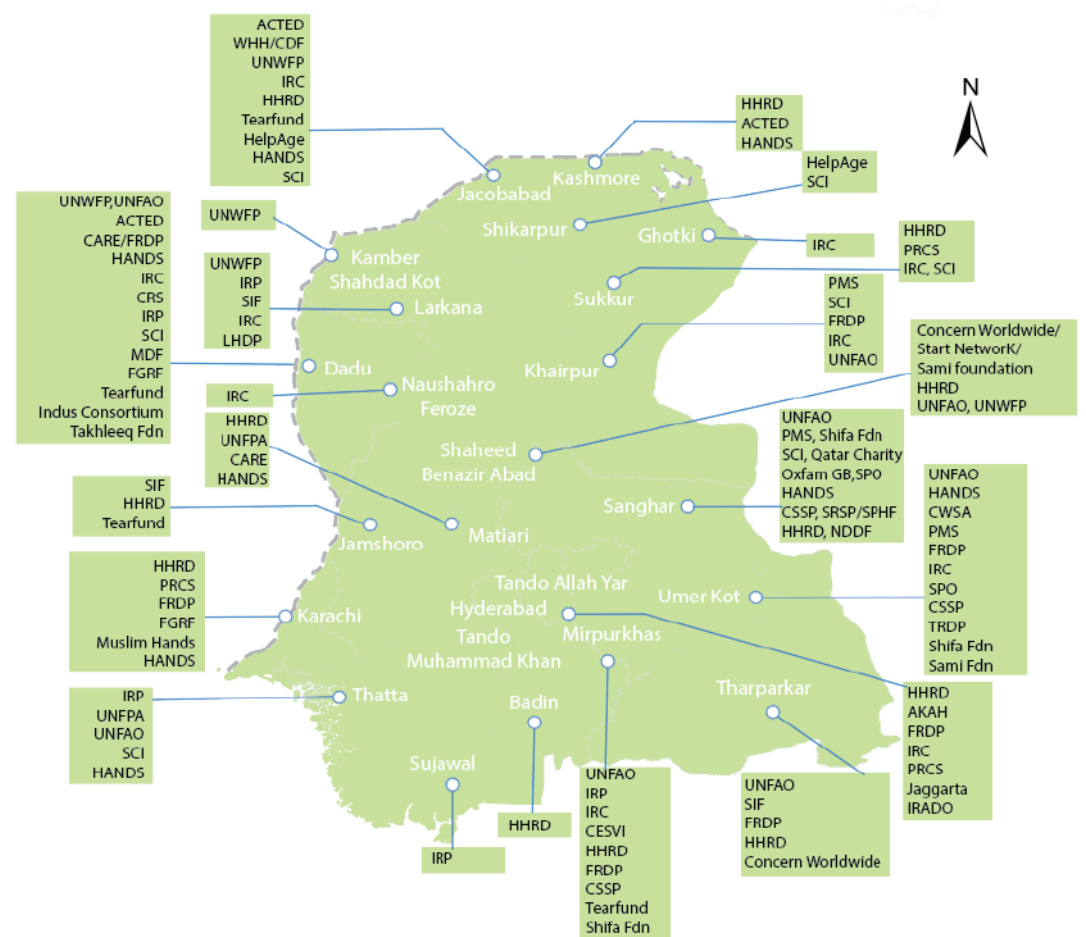
(Period Covered 1500 hrs 21-05-2024 - 1500 hrs 05-06-2024)

- PDMA and DDMA's are closely monitoring the situation/ Heatwave Response Plan.
- Provincial Emergency Operation Centre PDMA Sindh is closely coordinating with all DDMA's/District EOCs and all Humanitarian Partners.
- Establishment of additional heat stabilization camps is ongoing in various districts.
- 40 Humanitarian Partners continued their support in Heatwave Response Plan by establishing 294 heat stabilization camps in various districts.
- 40 Humanitarian Partners conducted awareness sessions on heatwave impacts, distributed Information, Education & Communication (IECC) material, displayed Banners and awareness raising through print, electronic, social and local media-content approved by PDMA.
- Deputy Commissioners / Chairmen DDMA's with dedicated team are regularly visiting heat stabilization camps in their respective districts.
- 40 Humanitarian Partners providing support in safe transportation/ shifting of referred patients from Camps to Heat Stroke Centers / hospitals.
- Deputy Commissioners/ Chairmen DDMA's initiated Plantation Drive in some of the districts

Patients Admitted	Patients Treated/discharged	Patients Under treatment	Loss of Livestock
4005	3979	26	144

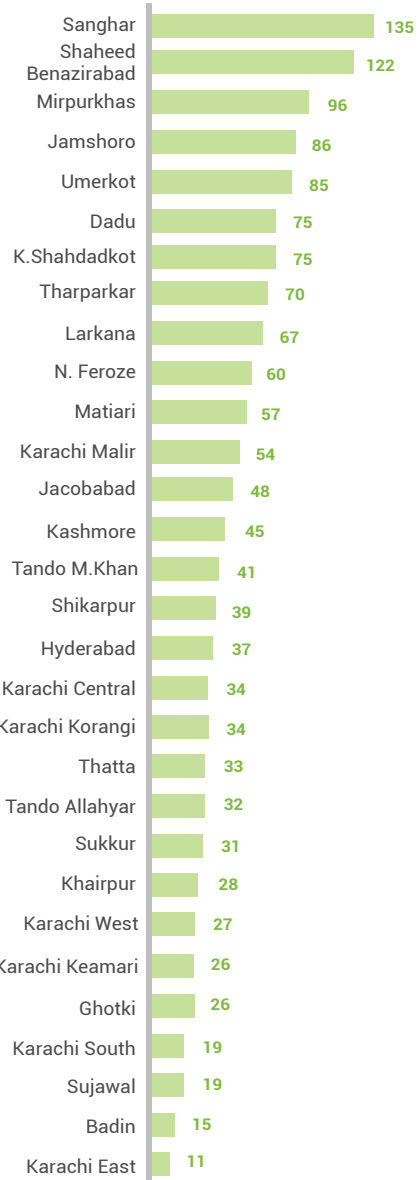


Heat Stabilization Camps established by the Government of Sindh and Humanitarian Partners (Presence of Humanitarian Partners in districts with active engagement in Heatwave Response Plan 2024)

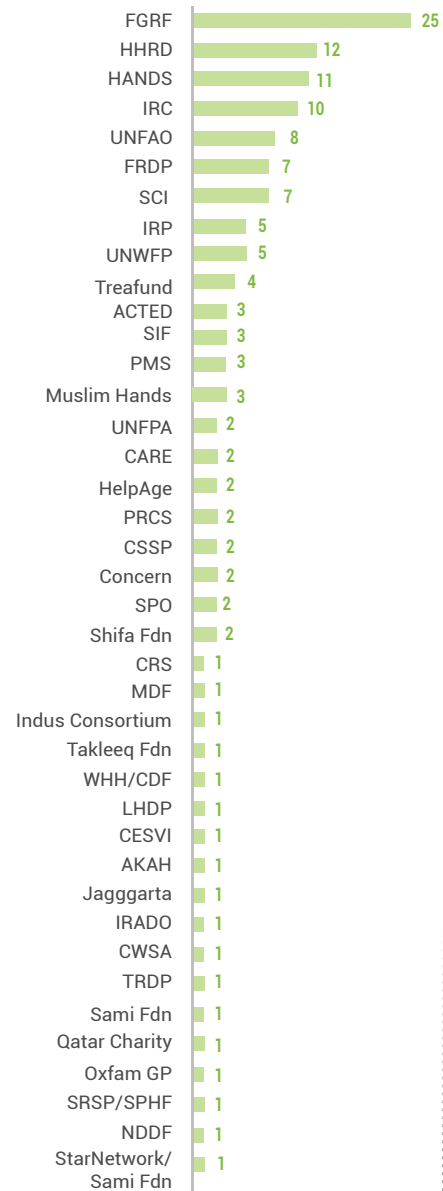


DIVISION	KARACHI	HYDERABAD	SUKKUR	SHAHEED BENAZIR ABAD	LARKANA	MIRPUR KHAS	TOTAL
Camps by Govt.	205	395	85	317	274	251	1,527
Camps by Humanitarian Partners	147	60	39	17	10	21	294
Total	352	455	124	334	284	272	1,821

District wise Camps established by Government of Sindh



Humanitarian Partners Presence by District



Heat Stroke Report (Period Covered 1500 hrs 21-05-2024 - 1500 hrs 05-06-2024)

4005 Number of Patients Admitted **3979** Number of Patients Treated/discharged **26** Number of Patients Under treatment **0** Casualty **144** Loss of Livestock

Sr #	Division	District	Number of Patients Admitted				Number of Patients Treated/discharged				Number of Patients Under treatment				Casualty (if any)				Loss of Livestock			
			Male	Female	Children	Total	Male	Female	Children	Total	Male	Female	Children	Total	Male	Female	Children	Total	Goat/Sheep	Buffalo/Cow	Camel	Other Animals
1	Karachi	Korangi	0	1	0	1	0	1	0	1	0	0	0	0	0	0	0	0	0	0	0	0
2		Malir	34	48	14	96	34	48	14	96	0	0	0	0	0	0	0	0	0	0	0	0
3		South	71	14	0	85	71	14	0	85	0	0	0	0	0	0	0	0	0	0	0	0
4		West	17	0	1	18	17	0	1	18	0	0	0	0	0	0	0	0	0	0	0	0
5	Hyderabad	Badin	18	14	13	45	14	11	11	36	4	3	2	9	0	0	0	0	0	0	0	
6		Hyderabad	39	13	0	52	38	13	0	51	1	0	0	1	0	0	0	0	8	3	0	0
7		Jamshoro	158	99	16	273	148	95	14	257	10	4	2	16	0	0	0	0	1	4	0	0
8		Matiari	3	0	0	3	3	0	0	3	0	0	0	0	0	0	0	0	0	0	0	0
9		Sujawal	96	46	14	156	96	46	14	156	0	0	0	0	0	0	0	0	0	0	0	0
10	Sukkur	Tando Allahyar	24	7	4	35	24	7	4	35	0	0	0	0	0	0	0	0	0	0	0	
11		Ghotki	3	0	0	3	3	0	0	3	0	0	0	0	0	0	0	0	0	0	0	0
12		Khairpur	216	135	47	398	216	135	47	398	0	0	0	0	0	0	0	0	0	0	0	0
13	Shaheed Benazirabad	Sukkur	0	0	0	0	0	0	0	0	0	0	0	0	0	0	0	0	1	3	0	0
14		Sanghar	23	7	25	55	23	7	25	55	0	0	0	0	0	0	0	0	1	2	0	0
15	Larkana	Shaheed Benazirabad	487	239	55	781	487	239	55	781	0	0	0	0	0	0	0	0	0	0	0	0
16		Nausshero Feroze	44	19	0	63	44	19	0	63	0	0	0	0	0	0	0	0	0	0	0	0
17	Mirpurkhas	Jacobabad	131	103	66	300	131	103	66	300	0	0	0	0	0	0	0	0	0	0	0	0
18		Kamber Shahdadkot	154	170	28	352	154	170	28	352	0	0	0	0	0	0	0	0	0	23	10	24
19		Kashmore	44	46	29	119	44	46	29	119	0	0	0	0	0	0	0	0	0	26	0	18
20		Larkana	99	97	41	237	99	97	41	237	0	0	0	0	0	0	0	0	0	0	0	0
21	Tharparkar	Shikarpur	82	81	25	188	82	81	25	188	0	0	0	0	0	0	0	0	0	0	0	0
22		Tharparkar	69	55	8	132	69	55	8	132	0	0	0	0	0	0	0	0	18	1	0	1
23		Umerkot	465	102	46	613	465	102	46	613	0	0	0	0	0	0	0	0	0	0	0	0
		Total	2277	1296	432	4005	2262	1289	428	3979	15	7	4	26	0	0	0	0	29	62	10	43